



About the Mathematics

The *Slope_Fields.tns* file provides a graphical tool for visualizing antiderivatives and, more generally, solutions to differential equations. Slope fields are motivated by the idea of “local linearity”—a differentiable function behaves very much like a linear function on small intervals. Using that idea, if you know the value of the derivative of a function at a single point, then you can approximate a small portion of its graph with a straight line segment centered at that point, having the required slope. If you know the derivative value at every point, then you could choose a large sample of points (for example, a rectangular lattice of grid points) and plot a small slope segment at each one, creating a slope “field” (much like a direction field for vector plots). The result provides a powerful way to visualize solution curves (graphs of solution functions), even for differential equations that would defy paper-and-pencil techniques or the use of a computer algebra system.

Math Objective

- Students will have the opportunity to use a visual representation of the family of solutions to a differential equation.



TI-Nspire™ Navigator™ System

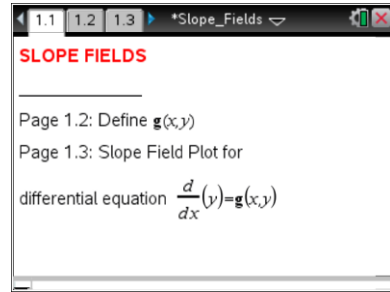
- Send out the *Slope_Fields.tns* file.
- Monitor student progress using Class Capture.
- Use Live Presenter to spotlight student answers.

Activity Materials

- Compatible TI Technologies:  TI-Nspire™ CX Handhelds,  TI-Nspire™ Apps for iPad®,  TI-Nspire™ Software

Recommended Related Activity

- [Slope Fields Forever.tns](#) –This exploration hands-on activity also equips students to use the built-in capabilities of the TI-Nspire to graph slope fields. It includes a match the slope field handout and a CAS extension.
- [Slope Fields Introduction](#) – This activity uses this tns file and includes a matching activity. The link also includes a Tech Tip video for how to use the deSolve command on a TI-Nspire CAS.



Tech Tips:

- This activity includes class captures taken from the TI-Nspire CX handheld. It is also appropriate for use with the TI-Nspire family of products including TI-Nspire software and TI-Nspire App. Slight variations to these directions may be required if using other technologies besides the handheld.
- Watch for additional Tech Tips throughout the activity for the specific technology you are using.
- Access free tutorials at <http://education.ti.com/calculators/pd/US/Online-Learning/Tutorials>

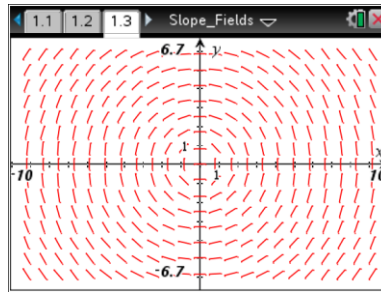
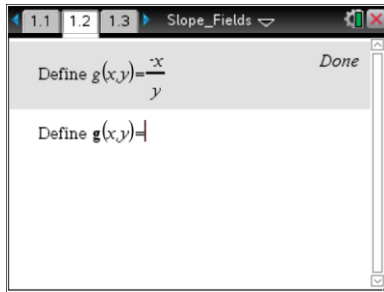
Lesson Files:

- *Slope_Fields.tns*



Using the Document

Page 1.1 provides the simple instructions. Any differential equation of the form $\frac{dy}{dx} = \mathbf{g}(x, y)$ may be studied (where $\mathbf{g}(x, y)$ is any expression in terms of x and y). On page 1.2, define $\mathbf{g}(x, y)$. The example $\frac{dy}{dx} = \mathbf{g}(x, y) = -\frac{x}{y}$ is provided. On page 1.3, the corresponding slope field is shown.



Students can plot a function graph on top of the slope field to check the reasonableness of potential analytic solutions.



Tech Tip: On page 1.3, show the function entry line to plot a function by pressing **ctrl** **G**. You can also use **ctrl** **G** to hide the entry line.



iPad Tip: On page 1.3, show the entry line by tapping on white space. To hide the function entry line tap white space.